



[www.my-ray.com](http://www.my-ray.com)

Sede legale ed amministrativa | Headquarters  
Cefla s.c. | Via Selice Provinciale, 23/a | 40026 Imola - Bo (Italy) | tel. +39 0542 653111 | fax +39 0542 653344

Stabilimento | Plant  
Via Bicocca, 14/c | 40026 Imola - Bo (Italy) | tel. +39 0542 653441 | fax +39 0542 653601



DIGITAL LIGHTNESS



**3Di IOS** 3D DIGITAL IMPRESSION  
INTRA ORAL SCANNER

# 3Di IOS

## THE INTRAORAL SCANNER AS LIGHT AS A TURBINE

With 3Di IOS, you can, at last, easily perform a precise intraoral examination that's pleasant for the patient and advantageous for the dental surgery. Unlike traditional manual impressions, 3D scans involve no patient discomfort. What's more, workflows have all the speed and accuracy that only digital technology can provide.

## WHY TAKE A DIGITAL IMPRESSION



Makes the experience more pleasant for the patient.



Ensures precision diagnostics.



Gives users the benefits of a digital workflow.



Reduces in-chair and treatment times.



Reduces process errors.



No need to purchase impression materials.



## WHY CHOOSE THE 3Di IOS

### POWDER FREE

3Di IOS is completely Powder Free. Active Stereo Imaging technology eliminates the distortions produced by reflective surfaces, thus avoiding use of tiresome powders.

### COLOUR SCANNING

The final 3D model is displayed in real time simply by pressing the on/off switch on the handpiece. Colours are realistic and images highly detailed, ensuring optimal interpretation of the site of interest.

### 2D VIDEO CAMERA

You can also use 3Di IOS as an intraoral video camera to capture and save 2D images. As scans are being made, it's also possible to take HD 2D photos.

### STABILITY/PORTABILITY

Easy to move, the base can be placed on any support surface. Careful design ensures stability and puts the handpiece within comfortable reach.

### USB 3.0

The USB 3.0 port allows connection both workstation and notebook.

### AN ADVANTAGEOUS INVESTMENT

3Di IOS guarantees a high return on investment, combining ultra-innovative technology with affordability. In addition to doing away with the need for impression materials and saving time, it also enhances customer satisfaction.

### CLEAR-CUT COSTS

3Di IOS purchasers make just one up-front payment; no license renewal fees, no scan fees, no extra costs.

### OPEN SYSTEM

3Di IOS scan files can be exported in three different formats. The most commonly used and universal STL, PLY and OBJ which also contains information on colour texture.

## THE DENTAL SCANNER DESIGNED BY DENTISTS

3Di IOS incorporates the combined experience of multiple dentists. To begin with, the ergonomics of the handpiece - the heart of the system - has been designed to adapt to a range of individual grips. Latest-generation Active Stereo Imaging has allowed considerable lightening of components inside the handpiece. At just 150 grams, it's one of the lightest intraoral scanners on the market.

### 360° ADJUSTABLE TIP

Lets users maintain the correct grip when switching between Upper Arch and Lower Arch.

### AUTOCLAVABLE TIP

Comes with 3 autoclavable tips with a lifespan of 100 cycles (134°/4 minutes).

### SCAN KEY

A single on-handpiece key to start and stop the scan without having to use the computer.

**ULTRALIGHT HANDPIECE**  
Just 150 grams.



### ANTI-FOGGING SYSTEM

A ventilation circuit on the handpiece stops the prism fogging up.

### STABLE BASE

A single, strong, stable base. On cabinet and drawer unit surfaces or directly on the dental unit module, the handpiece is always housed in a safe, ergonomic position.

## ENTER THE DIGITAL AGE

Handpiece weight and bulk have been minimised, providing considerable benefits for dentists.

The ergonomics easily adapts to different scan techniques and even the most sensitive patients find it comfortable.

Intuitive and essential, the software interface guides the user all the way to scan validation in just a few clicks.

The USB connection lets the scanner be interfaced with portable computers.

# DISCOVER DIGITAL WORKFLOWS



CASE PRESCRIPTION



INTRAORAL SCAN



CASE SHARING



DENTAL  
TECHNICIAN LAB

## FULL DIGITAL IMPRESSION WITH 3Di IOS

From prescription to sending the impression to the dental technician, everything proceeds quickly, smoothly and error-free. In-chair patient waiting times have been considerably reduced, and labs can send real-time feedback.

Being able to export in the STL, PLY or OBJ formats means files are compatible with any sharing system, also via e-mail.



DIGITAL SMILE  
DESIGN\*

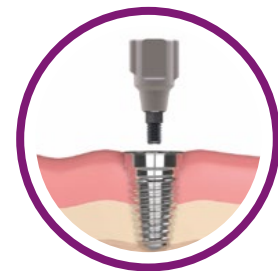
\*3Di IOS is compatible with Digital Smile Design software, not supplied.



CASE PRESCRIPTION



INTRAORAL SCAN



INTRAORAL SCANBODY



CASE SHARING



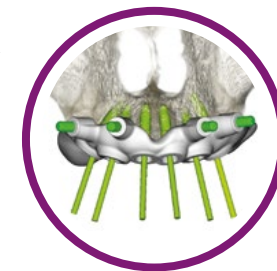
DENTAL  
TECHNICIAN LAB

## GUIDED SURGERY WITH 3Di IOS

When used in combination with several CBCT units, 3Di IOS lets users perform diagnosis, implant planning and surgical template planning. Intraoral STL, PLY or OBJ scan data and natural colour soft tissue scans are merged with DICOM data.



CBCT



TEMPLATE PROJECT IMPLANT  
PLANNING



TEMPLATE PRODUCTION

## IMPLANT PROSTHESES WITH 3Di IOS

The benefits of going digital become even more evident in the case of prosthetic implants. Making impressions on implants is much simpler than with traditional materials. What's more, 3DiScanSuite software incorporates a specific implant treatment scan flow.

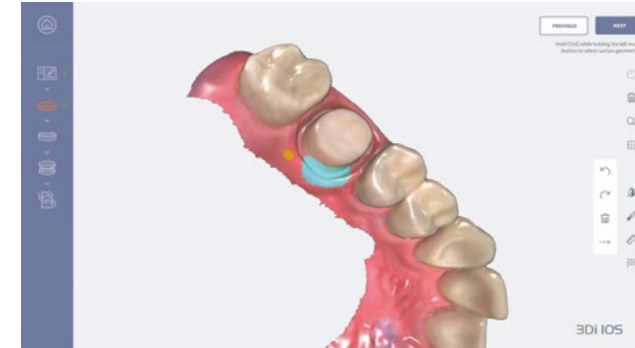


# MAXIMUM PERFORMANCE, MAXIMUM COMFORT



## LCD TOUCH SCREEN

3DiScanSuite scan software has been developed for Touch Screen use. TouchFriendly keys and a seamless interface means the software can be used even where space is limited.



## CORRECTION FUNCTIONS

3Di IOS is also a diagnostics tool. Using various crop tools, you can correct the digital impression immediately with the patient still in the chair, thus avoiding any unforeseen events.



## IMPLANT SCANNING

The benefits of digital intraoral scans are even more evident in the case of implants. Workflows include gum scans and scanbody functions that can be overlapped to ensure the lab achieves accurate, predictable results.



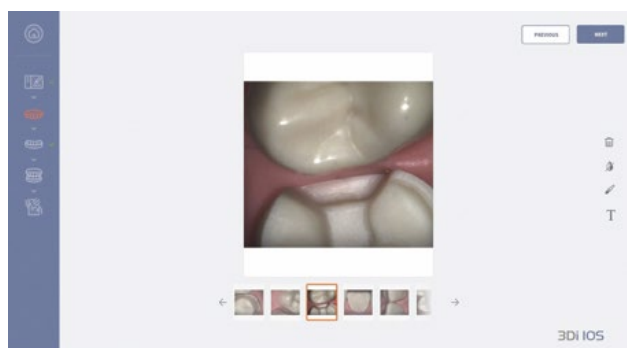
## MEASUREMENTS

A 3D ruler lets you take precise 1:1 measurements directly on the scans and between the arches: a function that's useful in the case of mini-invasive treatment.



## BI-LATERAL VESTIBULAR SCANNING

For extended or complete arch scans, the software automatically activates - according to arch extension - the bi-lateral bite scan function. Indispensable for correct acquisition of occlusion data.



## 2D VIDEO CAMERA

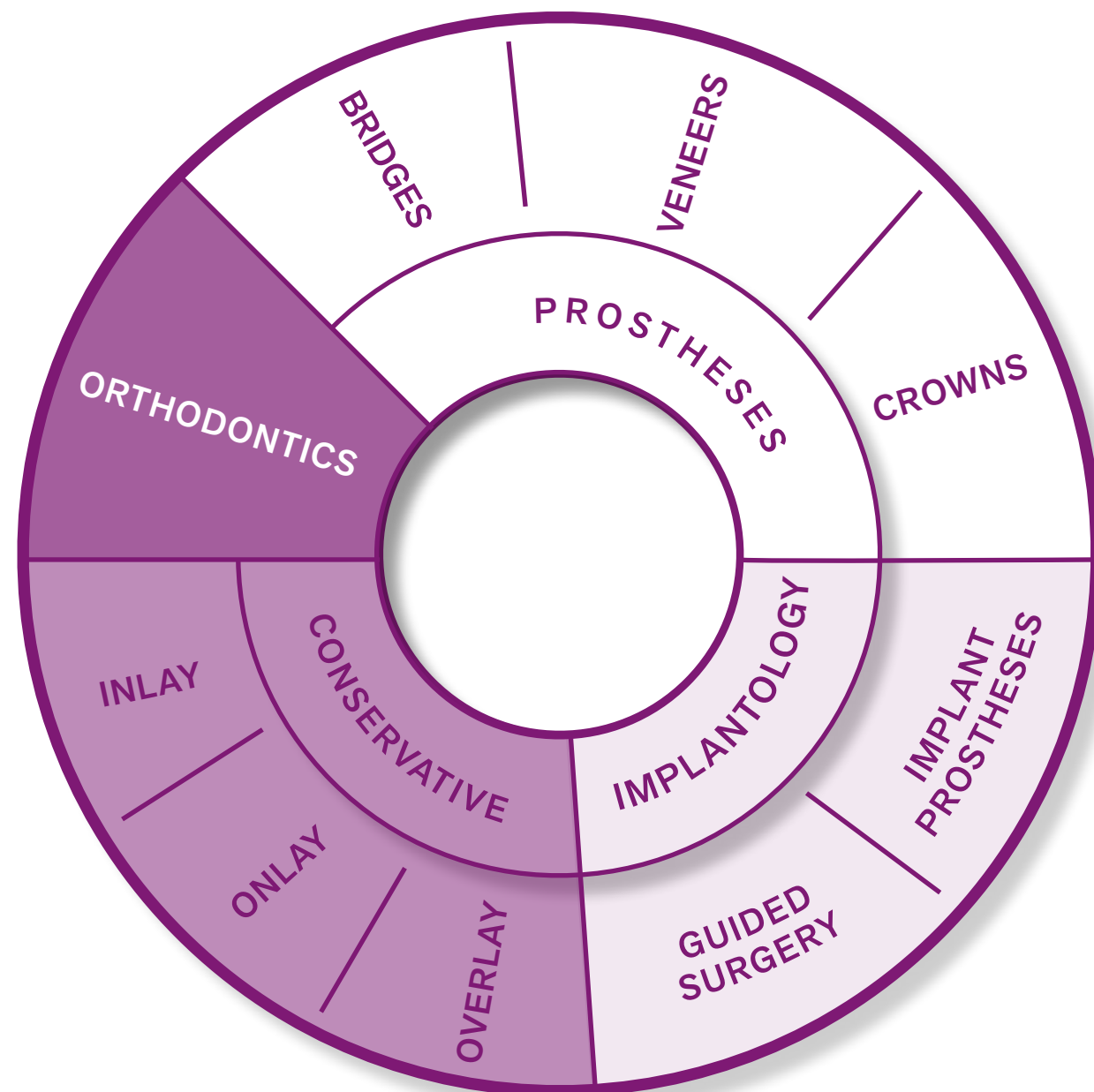
HD photos can be taken directly during the scan phase. These are automatically saved so they can be shared with the lab.

## SCAN DATA SHARING

Scan files can be sent as you prefer: via generally available internet cloud services, via a lab-recommended cloud service or via e-mail. Small scan files means data can be sent via normal ASDL lines in a matter of seconds. If preferred, scans can also be exported directly onto a USB storage device.

## 3Di IOS FIELDS OF APPLICATION

3Di IOS covers numerous treatment areas, from orthodontics to implantology. Real-time interaction with the dental technician's lab - with the patient still in the chair - lets you plan out the best project strategy.



## TECHNICAL DATA

### EQUIPMENT

3Di IOS Intraoral Scanner  
3 autoclavable tips  
2-metre USB 3.0 cable  
100-240 V power adapter  
3DiScanSuite software, iRYS

### OPTIONAL

Autoclavable tips 3-pack

### SCAN

Surface preparation  
Rendering display  
Scan principle  
Scan depth

Without de-lustre spray  
Colour  
Active Stereo Imaging  
From 0 to 15 mm

### SCANNER

Handpiece dimensions (L x D x H)  
Base dimensions (L x D x H)  
Handpiece weight  
Handpiece-base lead  
Power supply  
PC connection  
Tip

265 x 45 x 45 mm  
193 x 99 x 72 mm  
150 g  
1.8 m  
100-240 V AC 50/60 Hz  
1x USB 3.0  
Removable, in Polymer  
Autoclavable, Bio-compatible

### SOFTWARE

Outgoing file format  
Touch Screen interface  
Implant scan  
Bi-Lateral Vestibular scan  
3D measurements  
Scan correction

STL, PLY, OBJ

■  
■  
■  
■  
■

### RECOMMENDED SYSTEM REQUISITES

Processor  
RAM  
Video card  
USB  
Operating system

≥ 4 Core Intel i7 ≥ 2.1 Ghz clock or higher  
16 GB DDR4  
NVIDIA GeForce GTX ≥ 1070 / RTX\* ≥ 2060  
1 USB 3.0 port + 1 USB port  
Windows 10 (not Windows 10 S)

\*Check for video card compatibility with your dealer.